



How do I log into Google Classroom?

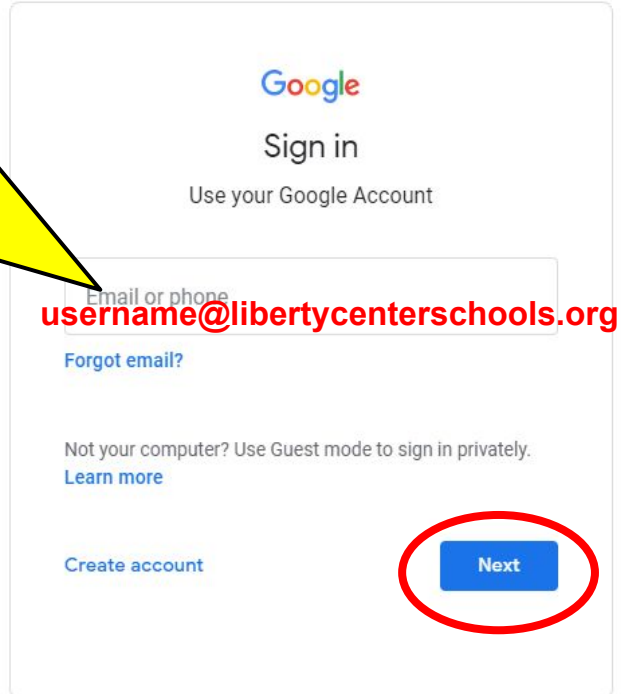
1. Click the Google Classroom Link on this page. (classroom.google.com)
2. Sign in with your school username (email) and **CLICK NEXT**.

Username consists of the username that each student uses to log into their Chromebook at school. Most students use the first initial of their first name and then their last name, no spaces or capitals followed by **@libertycenterschools.org**

EXAMPLE:

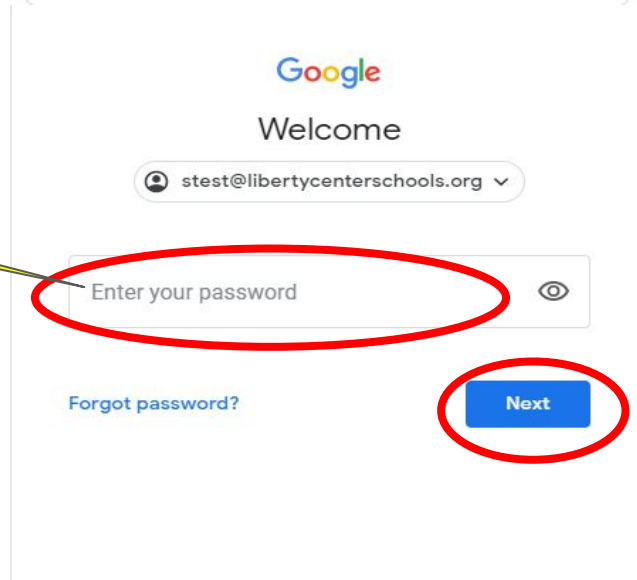
Student Test would be:
stest@libertycenterschools.org

(Some students with sibling names that start with the same first letter use the first two initials of their first name and then their last name.)

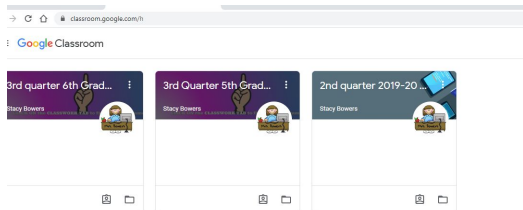


3. On the next screen, students should enter their password and **CLICK NEXT**. (Passwords vary by grade level.)

EXAMPLE: tigers



4. Students should arrive at their classroom landing page and be able to select the appropriate Google Classroom.



CLICK HERE to request a username or password.

